



RONDO®
insider

september 2016

**NEW HQ FOR
MACQUARIE BANK**
50 Martin Place
Sydney

**ADELAIDE
MEDICAL NURSING SCHOOL**
South Australia

AUSTRALIS APARTMENTS
Victoria

PERTH STADIUM — STAGE 1
Western Australia

LEGEND PALACE HOTEL
Macau

PLUS MORE INSIDE...

PRODUCT NEWS:
WHI SUSPENSION ROD HANGER
ACOUSTIC ISOLATORS

RONDO IS EXPANDING

To ensure we continue to deliver our market-leading service to our customers, our operations in Western Australia and Victoria will move into new, purpose-built sites.

Our new sites have been designed with a focus on customer service, safety and efficiency with improved layouts, increased storage capacities and handling space.

NEW RONDO WA SITE



Our Rondo WA office and distribution warehouse has made the move to 15 Glassford Road, Kewdale WA 6105. Just one street away from our previous location, trading commenced at our new WA site on Monday, 25 July 2016. All contact details, including phone numbers and email addresses remain the same.

For more information, please contact our Rondo WA office.

Phone: 08 9251 9400 email: wa@rondo.com.au

NEW RONDO VIC SITE



Our VIC office and warehouse will relocate from 12-14 Dunlop Rd Mulgrave to 1 Columbia Crt Dandenong South in the coming months. We have literally outgrown our current facility and construction of our new purpose built facility is well underway. We plan to move over the Christmas/New Year break and commence trading in early January. The new warehouse will enable us to increase our stock levels, catering for current and future product demands, whilst at the same time creating a safer working environment for our employees.

Inside this issue:

PROJECTS

Macquarie Bank Headquarters NSW	2
Adelaide Medical Nursing School SA	4
Tower of Power QLD	5
Australis Apartments VIC	6
Caulfield Village VIC	7
Pinnacle Apartments WA	9
Tribeca East Apartments WA	10
The Goods Shed Claremont WA	11
Legend Palace Hotel MACAU	12

PRODUCT NEWS


WHI Suspension Rod Hanger Acoustic Isolators	13
White Primer Finish on Metal Faced Access Panels	14
Plastic Budget Lock and Key on Sound Rated Access Panels	14

UPDATES

Partition walls and noggings explained	17
--	----



Photo Credit: ©Sam Noonan Photographer



- Rondo EXANGLE® Finishing Sections
- Rondo DUO® Exposed Grid Ceiling System
- Rondo KEY-LOCK® Concealed Suspended Ceiling System
- Rondo Steel Stud & Track

we're behind the best buildings

RONDO®
www.rondoglobal.com

PROJECTS

Macquarie Bank Headquarters [NSW]



As part of the extensive former State Bank refurbishment, construction of the new Macquarie Bank Headquarters has recently been completed at 50 Martin Place, Sydney.

Rondo NSW Technical Sales Representative, Max Dessmann, and the Rondo Technical Services Team helped with overcoming design requirements for curved ceilings, designs for plenum wall framing, various bulkheads, light well wall framing, glazed wall head support, trafficable ceilings and acoustic ceilings.

Rondo Systems used in each level include:

- **Level 1: Plenum wall framing – Steel Stud & Track**
- **Levels 1–9: Bulkheads – Steel Stud & Track**
- **Levels 1–10: Light well wall framing – Steel Stud & Track**
- **Level 10: Glazed wall head support & kitchen trafficable ceiling – Steel Stud & Track**
- **Level 10: Curved acoustic ceiling – KEY-LOCK® Concealed Suspended Ceiling System**
- **Level 11: Angled wall support – Steel Stud & Track**
- **195,000 lm of Rondo's Steel Stud and Track**
- **55,000 lm MAXIframe® External Wall Framing System**
- **1,000 x PANTHER® Sound-Rated Access Panels**



50 Martin Place
Connected | flexible | sustainable

05

PROJECTS

Adelaide Medical Nursing School [SA]



PART of the extensive health development in Adelaide, construction of the Adelaide Medical Nursing School (AMNS), is underway with the \$130 million project set to be complete by February 2017.

Contractor Brighton Australia has been tasked with delivering the nursing school and is working with builders' Lend Lease and Lyons Architects.

Rondo was called upon to supply our market leading Seismic Wall and Ceiling Systems and full technical suite of Rondo design based on the projects requirement to meet Level 3 category seismic design.

Rondo's Seismic products within each system included DUO® Perimeter Trim Sliding Clip (Rondo 850), KEY-LOCK® TCR Seismic Joiner (Rondo 865) and Seismic plenum braces. With the KEY-LOCK® Seismic Concealed Ceiling System, two-side fixed, free wall perimeter connections and Rondo 141 Wall Track (1.15BMT to suit 129 Furring Channel) was used. For active movement and to allow for extra

movement during potential seismic events, seismic hinges were applied to the fire-rated stud walls which included the use of Rondo 92 x 0.70BMT Seismic Slotted Deflection Head Track.

Our technical designs specified wall and ceiling systems to accommodate the seismic treatments, components and applications on 13 levels of the project, including:

- **7,000 m² of Rondo KEY-LOCK® Seismic Concealed Ceiling System**
- **10,000 m² of Rondo DUO® Seismic Exposed Grid Ceiling System**
- **63,000 l/m Rondo Steel Stud Seismic Wall Framing System (92mm Steel Studs x 0.75BMT)**
- **10,000 l/m Rondo Seismic Slotted Deflection Head Track (part no.872)**

To learn more about our industry leading Seismic Systems, visit www.rondo.com.au/seismic

Tower of Power [QLD]



RONDO has recently supported contractor Precision Interior Walls and Ceilings, builder Brookfield Multiplex Constructions and Architects Woods Bagot on the \$160m 'Tower of Power' project in Brisbane's CBD.

43 storeys in height, the giant skyscraper will be home to a line-up of government departments on 1 William Street including the Government Administrative Precinct.

Due to acoustic requirements and minimal space, framing around the lift core was an initial issue. Rondo was able to provide a solution and produced a special 51mm Double Punched Nogging Track to accommodate the engineered framing solution enabling the architect's desired outcome.

Precision Interior Walls and Ceilings were responsible for the base build and fit out of the project. The contractor has completed the project using all of their technical expertise to construct the highly detailed feature ceilings and curved partitions.

This project involved extreme amounts of detail work with all aspects of the feature ceilings consisting of perforated plasterboard, multiple level ceilings and curved bulkheads.

"Mick Thomson and the site crew have done a fantastic job on site completing this detailed masterpiece," Rondo Queensland's Technical Sales Representative, Ory Yaxley said.

"We were proud to provide market leading technical advice, engineered solutions, wide range of high quality products and systems to complete any task at hand.

"Precision have once again shown an extremely high quality finish, congratulations to all involved."

The project is scheduled to be completed in September and most of the Rondo products required have been supplied on site, including KEY-LOCK® Ceiling System, Steel Stud & Track Partition Systems (straight and curved), PANTHER® Access Panels (Sound-rated and tile panels), EXANGLE® Finishing Sections and EXTREME® PVC Beads.

PROJECTS

Australis Apartments [VIC]



CONTEMPORARY, stylish, convenient and located in the heart of Melbourne's CBD, lies the new Australis Apartments.

Developed by builders Brookfield Multiplex with contractors Expoconti, the \$135 million residential tower will rise in the centre of Melbourne's Little Lonsdale Street with 46 levels, housing one, two and three bedroom apartments and exclusive penthouses.

Working beside architects Doig Architecture, Rondo provided expert design and technical advice particularly with the high internal walls. Regular on-site inspections ensured products were installed to specification and delivered on time.

Rondo Technical Sales Representative Tino Cucinotta said "The project benefited from our Technical Service team who were readily available to provide design advice when required".

Rondo has provided:

- 150,000 l/m 0.50BMT x 64mm Wall Stud
- 30,000 l/m 0.55BMT x 76mm Wall Stud
- 50,000 l/m 0.55BMT x 92mm Wall Stud
- 207,000 l/m Furring Channel
- BetaGrip Direct Fixing Clips
- External Angles and Stopping Angles (EXANGLE® Finishing Sections)
- QUIET STUD® Acoustic Wall System

Caulfield Village [VIC]



THE brand new Caulfield Village is officially under construction with Rondo providing several products, technical assistance and regular on-site inspections.

The \$1 billion project located on Station Street is all possible thanks to the joint venture between BECK Property Group and Probuild.

With 1200 apartments, Caulfield Village comprises a business centre, gymnasium, swimming pool, dining room, library and retail space.

Regular onsite inspections in conjunction with the contractor Arc Plaster helped us to forecast any further products required for the project and ensure the project was delivered smoothly.

Rondo Technical Sales Representative, Wayne Kirkham, said "Arc Plaster have worked closely with the Rondo team for three years with their last major project being the Victorian Comprehensive Cancer Centre (VCCC)".

Wayne also made mention of the Rondo Victoria Logistics and Customer Service teams who "assisted with making this project run smoothly and getting product to site on time and in good order."

Rondo products supplied on site included:

- **KEY-LOCK® Concealed Suspended Ceiling System**
- **90,000 l/m Furring Channel (Rondo 308) to batten out walls**
- **40,000 l/m Heavy Duty Top Hats used on the outside façade in certain areas of the development**
- **152,000 l/m of 64mm 0.55BMT Steel Stud at various lengths**

what's
behind it all | **technical expertise**



Every Rondo customer has access to the very best technical advice from our own Engineers and Technical Services Team who offer a comprehensive design service to assist, from concept design all the way through to building completion.

It is our ability to provide expert advice on specialised wall and ceiling systems that has led to us being a part of the best buildings here in Australia and overseas.

That's why...

we're behind the best buildings

RONDO[®]
www.rondo.com.au

Pinnacle Apartments [WA]



PINNACLE Apartments in WA will soon be home to over 100 residents in the South Perth Area. Located on the corner of Charles Street and Labouchere Road, the \$63.2 million project is set to be complete in November. Working alongside builders JAXON Constructions, Hassell Architects and ANWEST Constructions, Rondo managed to provide specifications necessary for the position of the project which is subject to significant external wind loadings.

Rondo's Technical team was able to provide specifications for the use of Rondo's 92mm x 0.55BMT Steel Stud & Track and 92mm x 1.20BMT MAXIjamb® Stud. These two products provided the contractor with a more cost efficient option.

Saving on both labour costs and installation time on site, Rondo was able to provide custom cut lengths of Wall Studs to suit the Pinnacle Apartments project.

The 19-level high residential building consists of 102 luxury apartments directly located opposite Perth Zoo boasting wide views of Perth City and the Swan River.

The mix of Rondo Systems on the project include:

- 1,500 l/m of Rondo KEY-LOCK® Concealed Suspended Ceiling System
- 21,000 l/m Steel Stud & Track (92mm x 0.55BMT, 76mm x 0.55BMT, 76mm x 1.15BMT)
- 500 l/m MAXIjamb® Stud
- 1,400 l/m QUIET STUD® Acoustic Wall System
- 1,400 l/m Shaftwall One-Way Erected System

PROJECTS

Tribeca East Apartments [WA]



OVER 80 families will call Tribeca East home soon with the new Tribeca East Apartments set to be completed this year along Hawksburn Road, Rivervale.

The \$21 million project offers resort style living with a 12 metre swimming pool, outdoor pavilion, grand dining room, gym, sun deck, theatre room and a full scale kitchen for residents to entertain their guests.

Overlooking the Swan River, the apartment complex is only minutes away from Ascot Casino and the Perth Stadium which is currently under construction.

The project was developed thanks to the assistance of builders BGC Construction, ceilings and walls M2 Contracting and distributors Perth Plasterboard Centre.

Local supply chain efforts have proven this project to be a success with on-time delivery, reliability, excellent customer service and the ease of installation.

Additional Furring Channel framing was required to align the steel stud walls with adjoining Ritek walls. In order to smooth out and align the installation with the external fascia/parapet balcony wall, additional Top Hat framing



was installed to the steel truss wall framing. 0.75BMT Wall Stud was used in lieu of the 0.55BMT Wall Stud at the door frames to provide further support.

A mix of Rondo Systems were supplied for the project including:

- **64mm x 0.55BMT Steel Stud & Track**
- **76mm and 92mm Steel Stud & Track (0.55BMT) for some internal walls in the community room, gym and common areas**
- **Standard Rondo EXANGLE® Finishing Sections, flushing beads and casing beads for finishing of Gyprock plasterboard walls and ceiling**
- **Approximately 3,000 l/m of 64mm Steel Stud used in corridor, community room, gym and common areas alone.**
- **More than 10,000 l/m of 64mm Steel Stud used within 85 apartment units from the ground level to level 5**
- **More than 8,000m² of suspended ceiling framing used throughout the entire project**

The Goods Shed Claremont [WA]



ART lovers will adore the new Goods Shed Public Art Gallery located on Shenton Road, Claremont directly opposite the Claremont Train Station. Providing wall and ceiling systems, Rondo has helped to transform the old shed into a brand-new art gallery for local artists to showcase their works of art.

Due to the old bowed timber framing, Rondo's Steel Stud, 129 Furring Channel and clips provided the necessary solution to create straight walls between timber trusses.

Along with architects Cox Howlett and Bailey Woodlands, builders Cooper and Oxley and wall and ceiling contractor Craftsman Enterprises, Rondo donated products towards the Public Works re-fit allowing for a high level quality finish.

Rondo products supplied on-site include:

- 76mm x 0.55BMT Steel Stud & Track, 92mm x 0.75BMT Steel Stud & Track, 51mm x 0.50BMT Wall Track
- KEY-LOCK® Concealed Suspended Ceiling System: 129 Furring Channel, 127 Top Cross Rail
- Exangle® Finishing Sections: P01 Corner Bead, P25 Plaster Stopping Angle, Rondo 553 Steel Angle

PROJECTS


Legend Palace Hotel [MACAU]



BUILT by Macau Legend Development Ltd and Beijing No. 6 Construction Group – Lek Cheong Construction Ltd, the recently completed \$650 million Legend Palace Hotel now graces the shores of Macau’s Fisherman Wharf and is proving to be an instant success.

To serve the needs of residents and to attract a diverse and broad range of visitors, the construction of the hotel includes a five-star deluxe medieval Central/North Asian theme and décor.

The hotel includes a total of 229 guest rooms, suites, restaurants, health club, swimming pool, gym, gaming, entertainment and leisure facilities and retail vendors.



Rondo Malaysia’s team were called upon to supply 74,000l/m of Steel Stud & Track in just two months, successfully transported in 50 containers ready for use on site.

Rondo Malaysia’s Sales Manager, Nick Chuah, regularly visited the project during its development to work closely with the team. Nick ensured the

installation of Rondo products were carried out according to specification, making sure to assist with any technical enquiries and all customer expectations were met.

The result was limited delays and the project progressing according to schedule.

PRODUCT NEWS

WHI Suspension Rod Hanger Acoustic Isolators



WHIB



WHIG



WHIP

The recent revisions to Rondo’s range of Acoustic Hanger Isolators has led Rondo to introduce two new isolators to better accommodate lighter weight ceiling systems, and the deletion of two of the original units. These changes came about from our extensive acoustic testing program which resulted in the release of our Acoustic Wall and Ceiling Systems Manual in September 2015.

We now have a range of isolators better able to provide the all-important Impact Sound Insulation of areas beneath trafficable floors.

In order of ceiling self-weight, (i.e. lighter to heavier) the Blue, Pink and Green mounts will offer efficiencies with ceilings ranging from mineral fibre exposed grid systems (WHIB) to plasterboard tiles in exposed grid or in single layer plasterboard concealed grid systems (WHIP) right through to multiple layer plasterboard ceilings (WHIG).

It should of course not be overlooked that the grade of plasterboard and insulation specified will provide a significant impact upon the overall performance of a ceiling and both plasterboard and insulation manufacturers must be consulted with that in mind.

Also important when impact sound resistance is being considered is the treatment to the floor above. Often this element is overlooked resulting in relevant building code requirements unable to be met without costly and unnecessary over specifying of multiple layers of plasterboard and heavier insulation for the ceiling when acoustic treatment of the floor above can be simple and an effective contributor to a solution.

We also nominate two alternative hanger set outs which refer to the spacing between the hangers and the spacing between the components being suspended i.e.: either TCR (Top Cross Rail) or DUO 1 Main Tee.

We therefore provide what are in effect, minimum and maximum overall ceiling weight load figures which can be applied to the isolator for it to be effective acoustically.

PART NO	Allowing Wc (kg/m ²)			
	Span x Spacing (m)			
	1.2 x 1.2		1.2 x 0.9	
	at 3mm	at 5mm	at 3mm	at 5mm
WHIB (Blue)	3.3	6.6	5.3	9.8
WHIP (Pink)	5.8	10.3	8.7	14.7
WHIG (Green)	12.2	19.1	17.13	26.5


The ‘ultimate’ structural or mechanical capacity of the isolator element is another issue entirely.

The relevant Australian and New Zealand Standard AS/ NZS 2785 requires a minimum capacity of 50kgs per hanger element, the WHI Isolator has been tested and the product meets and exceeds that standard. But remember, that should not be the sole criteria against which these Acoustic Mounts are specified.

The three Rondo WHI units are now readily available in packs of 100 units and pricing is available from our latest April 2016 Price Book.

PRODUCT NEWS

White Primer Finish on Metal Faced Access Panels




The Rondo PANTHER® Metal Faced Access Panels (MFAPs) have changed from a Grey Primer finish to a White Primer paint ready for the final coat.

The change is a result of recent market research, where customers said they preferred a White Primer finish for a more aesthetically pleasing product following installation.

Typically used in areas where acoustic or fire ratings are not required, the MFAPs will feature the new White Primer paint for both set bead and feathered edge profiles.

Part numbers and prices will remain the same.

Plastic Budget Lock and Key on Sound Rated Access Panels



The budget lock and key on Rondo PANTHER® Sound Rated Access Panels (SRAPs) with a polymer frame have changed from metal to plastic.

Offering a more aesthetically appealing finish, the budget lock is now smaller with an internal diameter of 8mm (previously 14mm).

The new plastic design reduces the weight of the panel creating a more cost-effective, light-weight product whilst maintaining performance and quick installation.

Branded Rondo, the budget lock is supplied with a 6.8mm hexagonal Allen key.

The newly designed Rondo red, three-legged plastic key consists of a 6.8mm hexagonal key, 8.0mm flat head key and an 8.0mm square bar key.

Metal locks and keys will remain on all metal framed Rondo PANTHER® Fire-Rated and Specialised Sound-Rated Access Panels.


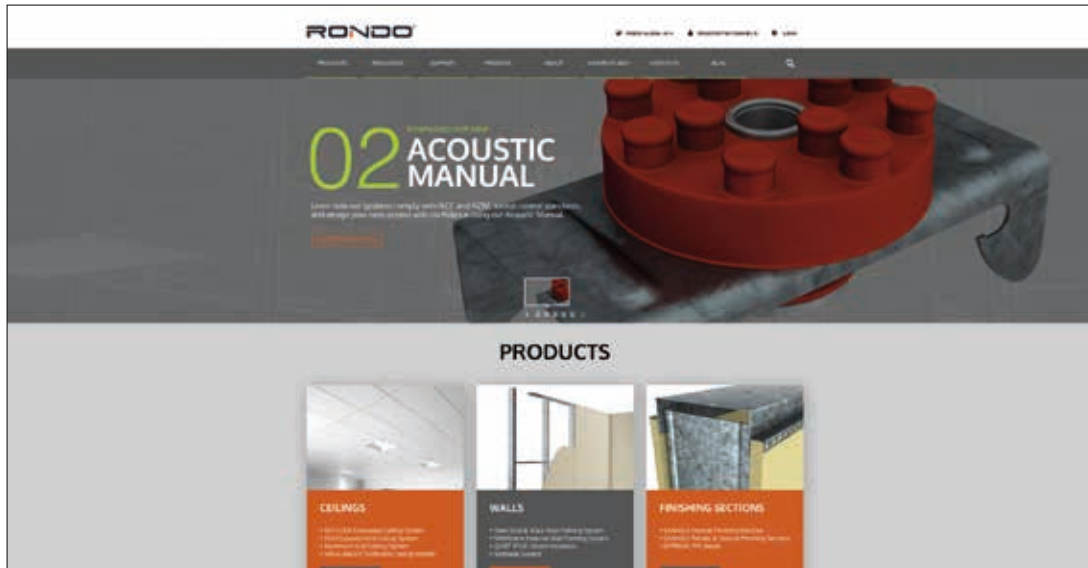
'RONDO HOW' YOUTUBE VIDEOS

We have recently launched our latest YouTube series called 'Rondo How', created to demonstrate 'how to' use Rondo products and feature a number of tips, tricks and new products to make your job easier.

Go online now to find out 'How to install a P50 Shadowline Stopping Angle', 'How to build a Rondo MAXIframe® System', or 'How to read our Wall Height Tables' and many others by visiting www.youtube.com/rondobuildingservice



REFRESH YOUR SCREENS.




OUR NEW-LOOK WEBSITE IS UP.


Our website has just received a fresh, new facelift. With easier navigation and quicker access to all of our resources, everything Rondo has to offer is right here, at your fingertips. Take a fresh look yourself, soon.

RONDO®
www.rondo.com.au


YOU'LL FIND RONDO EXANGLE® BEADS IN ALL THE BEST PLACES.




P35
EXPANSION JOINT




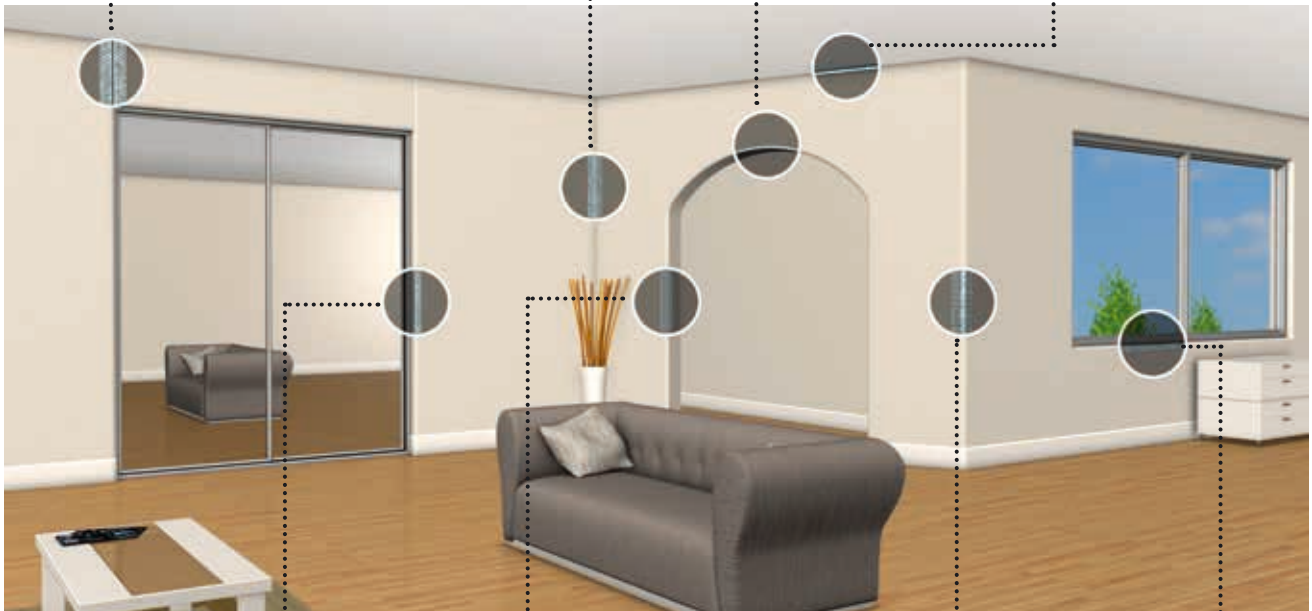
PS17
INTERNAL
CORNER BEAD




P10
ARCH BEAD



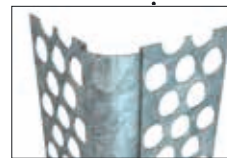
P50
SHADOWLINE
STOPPING ANGLE




P26
PLASTER STOPPING
ANGLE



P01
EXTERNAL CORNER
BEAD



R05
BULLNOSE CORNER
BEAD



REVEAL BEAD

INCLUDING RIGHT HERE.

Pictured above is just a small selection from the Rondo EXANGLE® range of finishing sections for building board applications, designed to help you achieve strong, straight, knock-resistant corners with a superior, lasting finish.

You can get an even better picture by visiting www.rondo.com.au

RONDO®
www.rondo.com.au

UPDATE

Partition walls and noggings explained

Let's face it, nobody likes putting in noggings, but here are some facts as to why they are your friend:

1. They can prevent uneven board set joints as they prevent rotation of the studs during lining
2. They can save you time as they stiffen the wall and speed up lining installation and
3. They strengthen the wall studs and allow them to carry additional load, without having to go to heavier gauge studs.

DEFLECTION HEADS AND THE EXTRA NOGGING TRACK?

Deflection heads are generally required for two reasons:

1. Thermal expansion of the studs under fire conditions
2. Allowance for structure movement.

Did you know, Steel will expand at the rate of approximately 1.3mm/m per 100°C change in temperature?

Imagine a wall, say 4m high subject to a 200°C increase in temperature during a fire, this would result in a 10.4mm increase in the length of the stud. This expansion needs to occur somewhere, otherwise the studs will fail prematurely.

Similarly, all buildings are designed to deflect under load. Floor slabs are allowed to deflect up to Span/500 incrementally over their life. For a column setout of say 6.0m, this is an allowable deflection of 12mm. The partitions need to make allowance for this movement, and does so through the Deflection Head installation.

That 20mm gap at the head of the wall, put simply, is there to maintain passive fire protection (where necessary) and allow for "normal" building movement. The necessity for the gap is generally not related to the wall framing, rather the structure to which it is attached to and its expected movement.

The insertion of the nogging track 100mm below the critical point provides what is known as torsional restraint to the wall studs. That is, it stiffens the wall studs at that point to reduce the chance of the wall studs rotating and causing premature failure, which results in reductions in the allowable wall heights for the stud configuration. Omission of the nogging at the head track can potentially cause cracking of the wall linings or other more serious problems.

That's why in a nutshell but, most importantly, the Rondo Wall Height Tables are based on the practice of the extra Nogging Track being installed.

So in order to be backed by the Rondo Warranty, our construction methods listed in our Professional Manual must be followed (see pages 86-87).

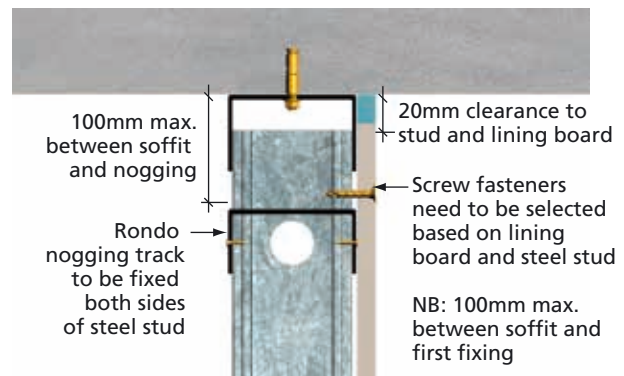





Photo Credit: ©Peter Bennetts Studio



- **Rondo KEY-LOCK® Concealed Suspended Ceiling System**
Curved Ceilings • Acoustic Ceilings
- **Rondo Steel Stud & Track**
Plenum Wall Framing • Trafficable Ceilings • Bulkheads • Glazed Wall Head Support
- **Rondo Top Hats**

we're behind the best buildings